

EV-HIOP-SB-R Installation instructions

1. Set Address using EV-AD2-EXT Programmer and Universal Addressing lead to connect to the Loop IN Terminals, shown in Fig 1.

2. Make Cable entries and fix base housing to Wall in the orientation shown in Fig 2.

NOTE: Take care not to damage the base terminal clips when drilling cable entries.

NOTE: In order to maintain IP65 protection rating, for outside applications, our recommendation is to terminate cables via a Conduit (besa) box and enter the HIOP from behind using a suitable gasket seal, between the conduit box and rear of the base.

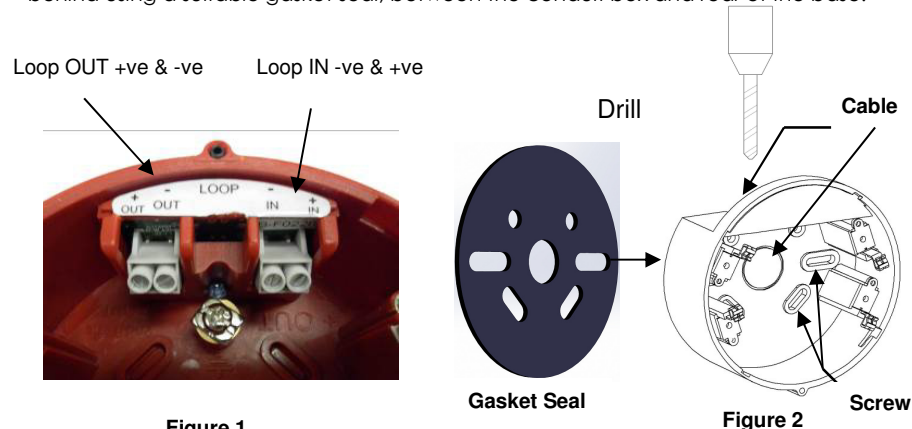


Figure 1

Figure 2

3. Connect loop IN & OUT wires to the terminals shown in Fig 1.

4. Set the Volume, Tone & Flash options via Pot & DIP switch shown in Figure 3, in accordance with the setting data on the reverse.

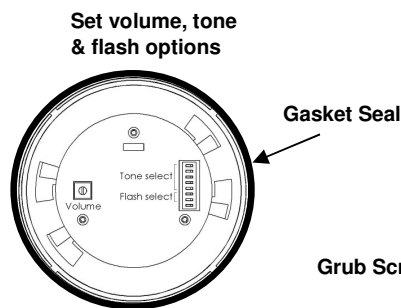


Figure 3

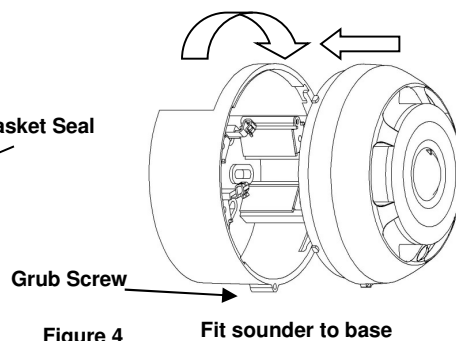


Figure 4

Fit sounder to base

5. Ensure the Gasket Seal is correctly seated around the head, where shown in figure 3.

6. Fit the Head to the base in a Bayonet motion as shown in Figure 4. taking care not to trap the Gasket Seal when mounting.

7. Unwind the Grub Screw in the base to lock the head in place.




8. Select tone, flash and volume options (DIL switch & Pot. Adjust). DIL switch settings are shown below – SW1 to SW8.

NOTE: "AP" in Flash/Tones list = Approved Settings. All other Switch settings NOT approved.

NOTE: The device requires No Maintenance. Disassembly will void Warranty.

SW1	SW2	SW3	Flash Function (Single Pulse < 0.2s)	EN54-23 Code/Volume
OFF	OFF	OFF	1s - Low Power :	W2.4-3.0 / 22m³
OFF	ON	OFF	2s - Low Power : AP	W2.4-3.0 / 22m³
OFF	ON	ON	2s - High Power:	W2.4-5.0 / 60m³

Tone No.	SW4	SW5	SW6	SW7	SW8	Description	Alert Tone.
1	OFF	OFF	OFF	OFF	OFF	800Hz and 1000Hz alternating (250-250ms)	21
2	OFF	OFF	OFF	OFF	ON	660Hz, Intermittent (1.8s ON – 1.8s OFF)	2
3	OFF	OFF	OFF	ON	OFF	2400 & 2900Hz, Alternating (250ms – 250ms)	22
4	OFF	OFF	OFF	ON	ON	1000Hz Intermittent (0.5s ON / OFF X3, 1s OFF) ISO 8201	18
5	OFF	OFF	ON	OFF	OFF	2400 – 2900Hz Sweep, (7Hz)	22
6	OFF	OFF	ON	OFF	ON	990Hz, Intermittent (1.0s ON – 1.0s OFF)	6
7	OFF	OFF	ON	ON	OFF	1000Hz Intermittent (0.25s ON, 1s OFF)	21
8:AP	OFF	ON	OFF	OFF	OFF	800 - 1000Hz, Sweep, (1Hz)	21
9	OFF	ON	OFF	OFF	ON	660Hz, Continuous	9
10	OFF	ON	OFF	ON	OFF	800 & 1000Hz, Alternating (0.5s – 0.5s)	21
11	OFF	ON	OFF	ON	ON	1400 – 2000Hz, Sweep (10Hz)	11
12	OFF	ON	ON	OFF	OFF	500 -1200Hz, Sweep, (3.5s ON -0.5s OFF)	21
13	OFF	ON	ON	OFF	ON	800 - 1000Hz, Buzz (Sweep at 50Hz)	21
14	OFF	ON	ON	ON	OFF	440Hz (100ms) and 554Hz (400ms), Alternating	21
15	ON	OFF	OFF	OFF	OFF	800 – 1000Hz, Fast Sweep, (7Hz)	21
16	ON	OFF	OFF	OFF	ON	660Hz, Intermittent (6.5s ON – 13s OFF)	16
17	ON	OFF	OFF	ON	OFF	1000Hz, Intermittent (1s ON – 1s OFF)	21
18	ON	OFF	OFF	ON	ON	2900Hz Intermittent (0.5s ON / OFF X3, 1s OFF) ISO 8201	4
19	ON	OFF	ON	OFF	OFF	2400 – 2900Hz, Sweep, (1Hz)	22
20	ON	OFF	ON	OFF	ON	2900Hz Intermittent (150ms ON, 100ms OFF)	21
21	ON	OFF	ON	ON	OFF	1000Hz, Continuous	21
22	ON	ON	OFF	OFF	OFF	2900Hz, Continuous	21
23	ON	ON	OFF	OFF	ON	NO SOUND OUTPUT – MUTE OPTION	1
24	ON	ON	OFF	ON	OFF	2900Hz, Intermittent (1s ON – 1s OFF)	22
25	ON	ON	OFF	ON	ON	800 & 1000Hz, Alternating (0.5s – 0.5s)	22
26:AP	ON	ON	ON	OFF	OFF	1200 - 500Hz, Sweep, (1Hz), DIN tone	21
27	ON	ON	ON	OFF	ON	2400 – 2900Hz, Buzz (Sweep at 50Hz)	22
28	ON	ON	ON	ON	OFF	660Hz, Intermittent (150ms ON – 150ms OFF)	28
29:AP	OFF	OFF	ON	ON	ON	990 - 660Hz, Alternating (0.5s - 0.5s)	6
30	OFF	ON	ON	ON	ON	910 - 685Hz, Alternating (250ms - 250ms)	6
31	ON	OFF	ON	ON	ON	750 - 1000Hz, Alternating (0.5s - 0.5s)	17
32	ON	ON	ON	ON	ON	925 - 628Hz, Alternating (250ms - 250ms)	6

EV-HIOP-SB-R - High Output Type B Outdoor Sounder Beacon Red.	EN54-3: 2001 - Sounders EN54-23: 2010 - Visual Alarm Devices
 	<p>For use with Nittan Evolution Protocol Only.</p> <p>Loop Voltage: 24 to 38 V d.c.</p> <p>Quiescent Current: 200µA</p> <p>Alarm Current: 20mA</p> <p>Maximum Power: 400mW</p> <p>Sound output Horizontal 15° to 165°: 76 – 95dB(A)*</p> <p>Sound output Vertical 15° to 165°: 76 – 95dB(A)*</p> <p>* Tone Dependant</p> <p>Volume control: Up to -15dB adjustment</p> <p>* ONLY Max Volume Approved</p> <p>Ingress Protection Class: IP65</p> <p>Technical Data Sheet: TD-EV-HIOP-SB-R</p>
D.o.P. Number: 00465	
	<p>Nittan Europe Ltd. Tel: +44 (0) 1483 769 555</p> <p>Hipley Street, Fax: +44 (0) 1483 756 686</p> <p>Old Woking, Email: sales@nittan.co.uk</p> <p>Surrey, GU22 9LQ Web: www.nittan.co.uk</p> <p>United Kingdom</p>